


1990 - 2010 Innovation for success!

20
years



THERMAL SYSTEMS

VisionXS

The flexible Soldering-System with future






As a co-founder of modern Reflow-Convection-Soldering Systems the company Rehm has been established successfully since 1990 in the national market as well as worldwide. The know-how and experience in reflow technology of many years is now integrated in the **VisionXS**-series. Optimized for customer requirements the **VisionXS** stands for productivity and flexibility.



VisionXS

The flexible Soldering-System with future



THERMAL SYSTEMS

Systemadvantages

- **Process reliability meeting lead free requirements**
- **Optimal heat transfert**
- **Reduced maintenance expenses and reduced downtime**
- **Integrated 3-stage Residue Management**
- **Lowest cost of ownership**
- **User-friendly software Visu2**

The basic system of today exchangable for the demands of tomorrow – VisionXS!

The Transport System

Our flexible system saves you money. Maintenance and downtime are reduced by means of a continuous process based on an absolutely reliable conveyor, as well as an ingenious mechanical system.

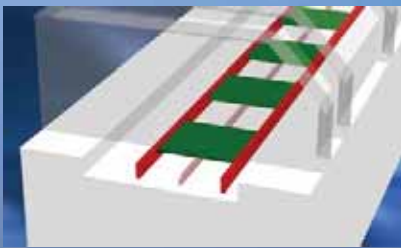
The conveyor system has been laid out in accordance with requirements specified for future placement machines,

and optional for a maximum width of 508 mm.


The optionally available center support makes it possible to process large panel formats – an additional advantage for flexible manufacturing!

Available options:


- Single-lane conveyor
- Dual-lane conveyor
- Multi-lane conveyor
- Other systems on request



Single-lane conveyor



Dual-lane conveyor



Multi-lane conveyor

For each application the right transportsystem!

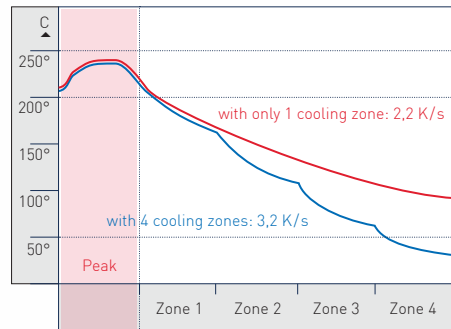


Single-lane conveyor
with center support

Temperature profile



Cooling gradient



Smallest ΔT

Ideal Heat Transfer

Heat transfer has been significantly optimized for the **VisionXS** through the use of two, three or four peak zones. Minimal distance between the nozzle sheets and the conveyor, as well as separately adjustable flow rates for the upper and lower heat zones, assure that the PCBs are heated up in an extremely uniform fashion. Stressing within the PCBs is thus minimized, and related soldering defects are reduced.

The Cooling Zone

Stress-free below 50°

Depending upon the length of the system, the cooling tract in the **VisionXS** nitro is laid out in 2-, 3 or 4 stages. The fans in the individual zones, which can be controlled separately as an option, allow for accurate control, and cooling gradients can be correspondingly influenced. This assures stress-free cooling for your PCBs to below 50° C, for lead-free soldering as well.



VisionXS

The flexible Soldering-System with future

Residue Management

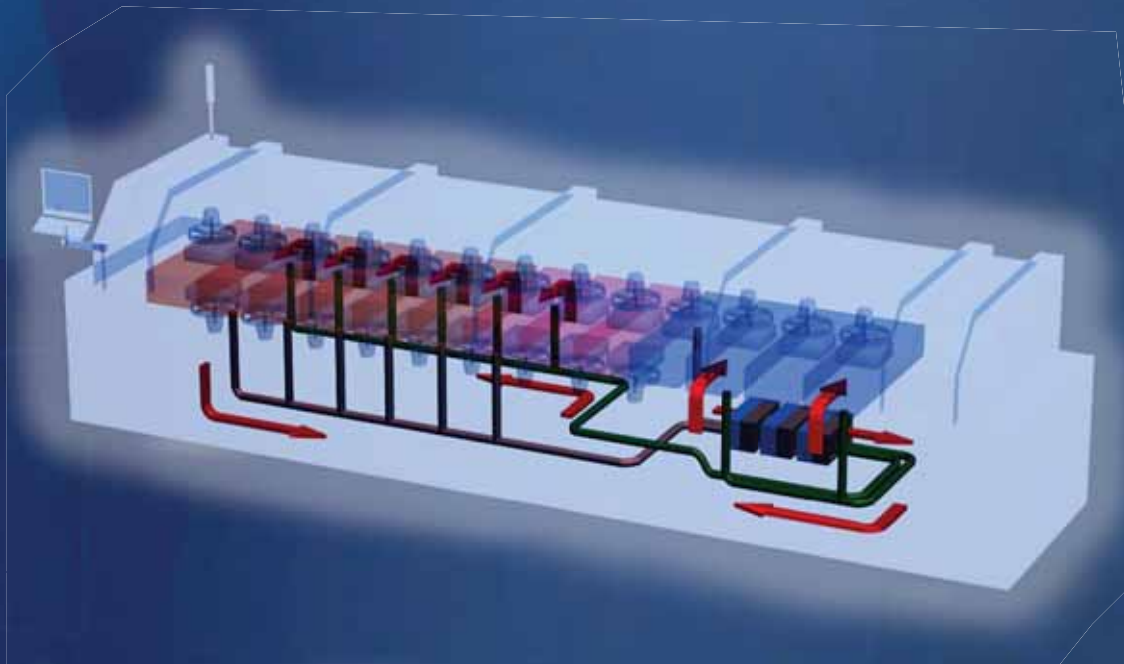
The Residue Management System

Residues which accumulate during soldering are separated by a new residue management system included in **VisionXS** systems. The 3-stage Residue-Management System is integrated in the oven. Each stage consists of a cooling and a filter unit.


For processes with an extremely high amount of residues the extended Modular Residue-Management-System (MRS) can be attached. This guarantees an absolute stable process and reduces down-time. Both systems are exchangeable for the existing machine.

- optimal cleaning
- easy to maintain and to clean
- easy accessibility
- integrated in the oven

- the extended MRS can be attached
- additional process gas cleaning
- stable process
- exchangeable



**Flexible, exchangeable –
future-oriented!**



THERMAL SYSTEMS

Process Atmosphere Control

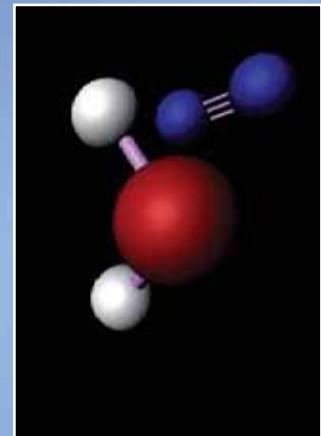
Nitrogen Control

With the nitrogen control the desired ppm level is held constant by continuously measuring the residual oxygen value. This is accomplished by injecting nitrogen into the process chamber in a variable fashion depending upon the measured residual oxygen value. This results in varying nitrogen consumption levels depending upon the extent to which the reflow system is loaded with PCBs and the selected conveyor width, allowing for reduced nitrogen consumption.

Nitrogen control is advisable for flexible SMD production lines with variable loading circumstances and conveyor widths.

Airdoping

In the case of air doping, the process chamber is contaminated with atmospheric oxygen. A defined leak is created in the process chamber by means of a servo-valve to this end, which is opened just far enough to generate the desired residual oxygen value. The reflow system's nitrogen consumption is not influenced by this procedure, and always remains constant. Air doping is advisable for SMD production lines for which loading circumstances and conveyor widths vary only minimally in the reflow oven.



Visu 2 - The user-friendly software

User friendliness

The menu of the Visu2-Software is arranged very clearly and intuitively. Faulty operations can be avoided in this way and it is good for quick working.

Online documentation

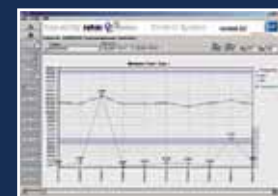
Extensive documentations (operating instructions, service instructions, wiring plan, etc.) are stored directly on the system computer and can be recalled in a comfortable and quick way.

User Levels

With the Visu2-Software you can set optimally the rights for different user groups, e.g. for administrators, supervisors and users.


More Tools

- + Multilingual Software
- + Data recording
- + Protocol Import/Export
- + Maintenance log



1990 - 2010 Innovation for success!


20
years



THERMAL SYSTEMS

Modular design

The system types



VisionXS nitro 4550 (Typ 944)
System Length: 7,45m
Throughput: 200/h*

VisionXS nitro 4200 (Typ 934)
System Length: 7,10 m
Throughput: 180/h*

VisionXS nitro 3850 (Typ 834)
System Length: 6,75 m
Throughput: 160/h*

VisionXS nitro 3500 (Typ 734)
System Length: 6,40 m
Throughput: 145/h*

VisionXS nitro 3150 (Typ 634)
System Length: 6,05 m
Throughput: 130/h*

VisionXS nitro 2450 (Typ 523)
System Length: 5,00 m
Throughput: 100/h*

VisionXS nitro 2100 (Typ 422)
System Length: 4,30m
Throughput: 75/h*

Date of issue: February 2010. Technical changes without prior notice.

Vision XS Air **	
The air systems	
2100	(Typ 421)
2450	(Typ 522)
3150	(Typ 632)
3500	(Typ 732)
3850	(Typ 832)
4200	(Typ 932)
4550	(Typ 942)

** system length 700 mm shorter than nitro version

*Approximate values at a PCB-length of 300mm and a distance of 100 mm.

Innovation for success!

www.rehm-group.com

Rehm Thermal Systems is an international supplier of soldering systems and thermal system solutions for the electronics industry. We supply custom tailored solutions for a great variety of applications in modern electronics manufacturing with high precision, innovative, reliable systems and intelligent software.



Rehm Thermal Systems GmbH

Leinenstrasse 7
89143 Blaubeuren-Seissen
Germany
Telefon: +49 7344-9606-0
Fax: +49 7344-9606-25
E-Mail: info@rehm-group.com
Internet: www.rehm-group.com